

RHINOZ

JOINTING SOLUTION

*The New Generation of Wall Jointing
and Crack Solution*



JOINTING SOLUTION
for **PRECAST**

JOINTING SOLUTION
for **NON PRECAST**

**CRACK REPAIRING
SOLUTION**

RHINOZ Jointing Solution

The best innovation of jointing compound

- ✓ Seamless Jointing
- ✓ High Heat Resistant
- ✓ High Flexible
- ✓ Water Resistant
- ✓ No Shrinkage



**ZERO
DEFECT**

RHINOZ

JOINTING SOLUTION

The New Generation of Seamless Jointing

**ZERO
DEFECT**



“RHINOZ Strives to Bring the Best Innovation to the Society.”

Wall jointing and cracks are common pain points in building construction. We offer an ultimate complete solution for wall jointing and cracks with outstanding properties which tested according to international standards. With our innovative material, RHINOZ solution help the construction framework to reach higher quality, efficiency and effectiveness.



* Durometer Hardness (Shore A), Elongation at Break, Water Absorption

** Pull-off Adhesion Test, Bending Test

*** Heat Resistance at 70°C for 70 hours



HIGH FLEXIBILITY

High flexibility, can cover up cracks and prevent for further crack problems in future. Suitable for high rise building and structure with high movement.

- Tested Elongation at Break according to ASTM D2370



HIGH HEAT AND MOISTURE RESISTANT

Allow application in moist area. After curing, can endure heat up to 80°C and water submerging.

- Passed 6 Thermal Cycle Test at -10°C - 80°C under thermal cycle test of pre-cast concrete system by TUV SUD (THAILAND) Limited.



NO WATER ABSORPTION, WORKABLE IN MOIST CONDITION

Workable during application due to self-chemical curing. After installation, prevent water leakage in wet whether, protecting building, high resistant to humidity.



NO SHRINKAGE

After curing, no shrinkage and solvent releasing, preventable uneven and discoloration problems on the surface.

- Test % Shrinkage according to ISO13007-4



SANDABLE, CAN BE PAINTED OVER

Can be sanded easily after curing and suitable for painted over with no stain or discoloration problem.



FREE FROM MOLD AND BACTERIA

Has mold and bacteria resistant chemicals which results in long lasting property and quality, user friendly.

- Tested Antibacterial activity according to ISO 22196

JOINTING SOLUTION for PRECAST

The key role to complete the precast system

Precast concrete is widely used due to its advantages, including the storm and earthquake resistance, the consistent quality control with international standards, the shorter construction period, the reduction of dependence on labour, and the better cost control. Drawbacks of using precast concrete panel such as visible joints in between of the precast concrete wall panel, high movement especially high-rise structure, thermal movement that under tropical climate and large jointing gap caused by the non-aligned precast concrete wall panel eventually can be overcome by RHINOZ precast solution.



JOINTING SOLUTION for NON PRECAST

The efficiency and quality advancement for lightweight wall system

Lightweight wall such as Hollow Core Panel, Autoclaved Lightweight Concrete Panel and EPS Foam Sandwich Panel was designed to provide the industry with a new perspective in building cost management, construction productivity and process efficiency. Besides that, drywall material like Magnesium Oxide Board, Calcium Silicate Board, Fiber Cement Board, Gypsum Board, Plywood, or Oriented Strand Board were commonly used in the market as well. Hence, RHINOZ non-precast solution will be the key advancement of efficiency and quality for the lightweight wall system.



MGO Board



Fiber Cement Board



Gypsum Board



Calcium Silicate Board



Plywood/OSB



Wood Cement Board



EPS Sandwich Panel



ALC Panel



Hollow Core Panel

CRACK REPAIRING SOLUTION

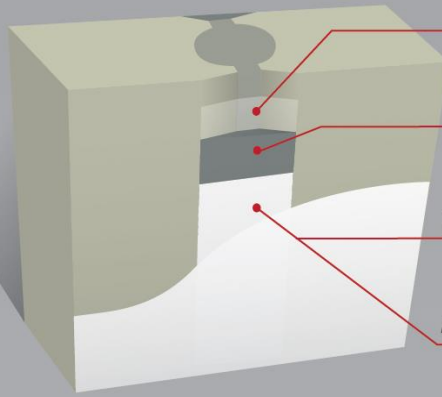
The pain-point terminator for non-structural cracks

Cracks can start off as non-structural, allowing water to enter through the crack. If left alone, the water eventually deteriorates the inside of the concrete causing cracks to widen. Since water follows the path of least resistance, it will flow through these cracks creating a perfect habitat for mould, mildew, and insects too. Non-structural cracks are caused by fluctuations in the moisture content and thermal movement. For moving cracks, a right repair solution is crucial to seal the substrate and hold the crack in place. Hence, identifying the cause and use RHINOZ crack repairing solution to repair the crack properly can help to prevent cracks in the future.



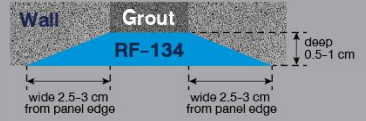
RHINOZ

JOINTING SOLUTION for PRECAST

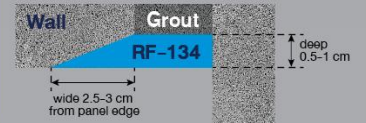


- 1 **RF-143 RHINOZ Primer Bonding**
Strengthening adhesion to the surface, reduce dust
- 2 **RF-134 RHINOZ Hybrid Jointing Compound**
Fill up jointing gap and crack with high strength, high flexibility and no shrinkage quality
- 3.1 **RF-102 RHINOZ Acrylic Skim**
Skim surface to achieve smoothness with high flexibility and crack prevention
- 3.2 **RF-155 RHINOZ Skim Extra Force**
High flexibility, durable, no crack

Horizontal Jointing



L-Shape Jointing



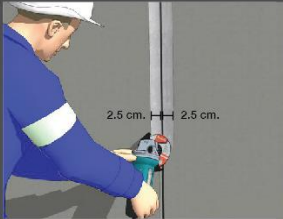
*Suitable for big jointing, high rise structure and high movement structure.

APPLICATION

SCAN me
for application VDO




1. Application of RHINOZ Hybrid Jointing Compound



Grind a groove along the joint at 0.5 cm deep and 2.5 cm wide of each side from the joint edge.



Apply **RHINOZ Primer Bonding** to cover 5cm wide along the joint. Leave it to dry for 15mins or it has turned into clear colour.




Mix the **RHINOZ Hybrid Jointing Compound** (Part A and B) using spinning mixer at low speed (300-500rpm) until the mixture became homogeneous.



Fill the mixture into the groove along the joint at 0.5 cm thickness. Leave to dry 2-3 hours before applying second layer, and 24 hours before applying skim.

Interior 2.1 Application of RHINOZ Arylic Skim



Apply **RHINOZ Arylic Skim** along the joint to fill the gap at thickness of 1-2 mm, and cover 2.5 cm width on both sides.



To make surface smoother, can apply second layer of **RHINOZ Arylic Skim** after 1-2 hours.



Leave it to dry completely for 24 hours. Sand the surface with sanding paper to achieve smooth finish.


Exterior 2.2 Application of RHINOZ Skim Extra Force



Sprinkle the water or use damp cloth to clean the dust on the surface.



Mix 20 kg of **RHINOZ Skim Extra Force** with 6.0-6.5 litre of clean water until a homogenous mixture is achieved. Leave the mixture to stand for several minutes.



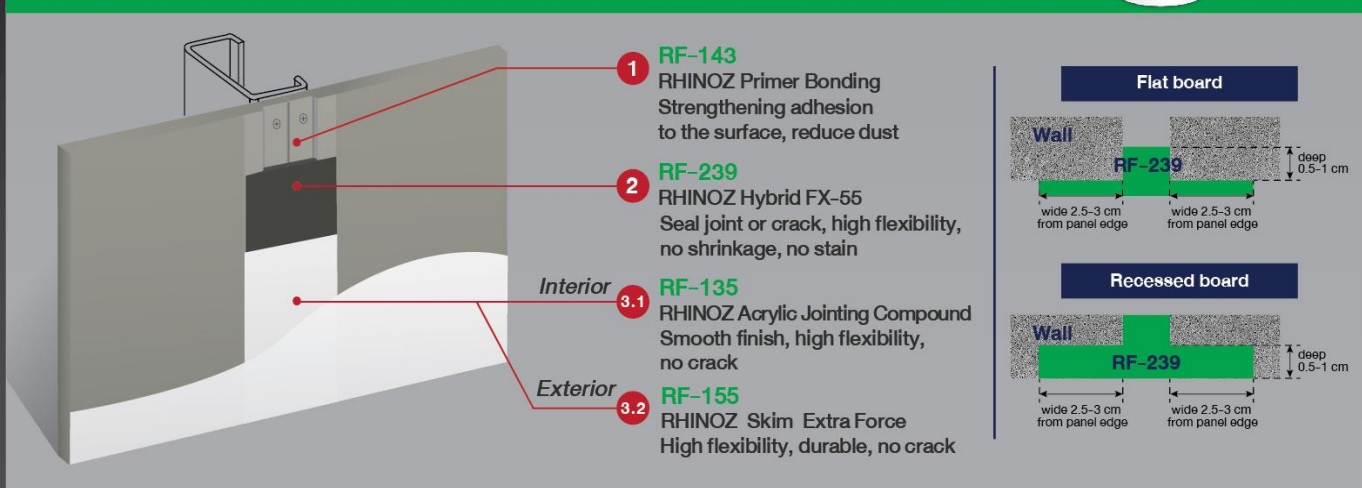
Apply the mixture along the joint to fill the gap at thickness of 1-2 mm, and cover 2.5 cm width on both sides. Allow 1-2 hours between coats.



Leave it to dry completely for 24 hours. Sand the surface with sanding paper to achieve smooth finish.

RHINOZ

JOINTING SOLUTION for NON PRECAST



APPLICATION

SCAN me
for application VDO



1. Application of RHINOZ Hybrid FX-55



Apply **RHINOZ Primer Bonding** along jointing for about 5 cm. width on both sides of jointing. Leave it to dry 10-15 minutes, or until the primer bonding become clear color.



Use trowel to scrape Part B into Part A. Mix at ratio of A/B = 3/1 by weight. Mix thoroughly using spinning mixer at low speed of 300-500 rpm. until become homogenous.



Apply **RHINOZ Hybrid FX-55** along the joint to fill the gap at thickness of 3-5 mm, and cover 2.5 cm width on both sides.



To make surface smoother, can apply second layer of **RHINOZ Hybrid FX-55** after 2-3 hours.

Interior 2.1 Application of RHINOZ Acrylic Jointing Compound



Apply **RHINOZ Acrylic Jointing Compound** along the joint to fill the gap at thickness of 1-2 mm, and cover 2.5 cm width on both sides.



To make surface smoother, can apply second layer of **RHINOZ Acrylic Jointing Compound** after 1-2 hours.



Leave it to dry completely for 24 hours. Sand the surface with sanding paper to achieve smooth finish.

Exterior 2.2 Application of RHINOZ Skim Extra Force



Sprinkle the water or use damp cloth to clean the dust on the surface.



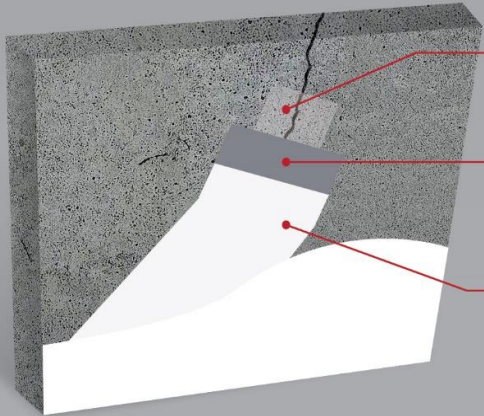
Mix 20 kg of **RHINOZ Skim Extra Force** with 6.0-6.5 litre of clean water until a homogenous mixture is achieved. Leave the mixture to stand for several minutes.



Apply the mixture along the joint to fill the gap at thickness of 1-2 mm, and cover 2.5 cm width on both sides. Allow 1-2 hours between coats.

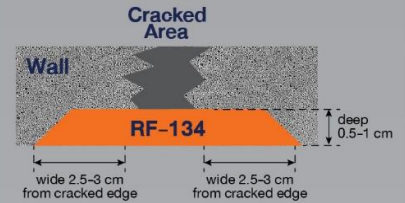


Leave it to dry completely for 24 hours. Sand the surface with sanding paper to achieve smooth finish.



- 1 RF-143**
RHINOZ Primer Bonding
Strengthening adhesion
to the surface, reduce dust
- 2 RF-134**
RHINOZ Hybrid Jointing Compound
Fill up jointing gap and crack with
high strength, high flexibility and
no shrinkage quality
- 3 RF-102**
RHINOZ Acrylic Skim
Skim surface to achieve smoothness
with high flexibility and crack
prevention

Cracked Wall

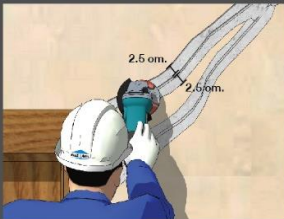


APPLICATION

SCAN me
for application VDO




1. Application of RHINOZ Hybrid Jointing Compound



Grind along the cracked area at 0.5 cm deep and 2.5 cm wide of each side from the cracked edge.



Apply RHINOZ Primer Bonding to cover 5 cm wide along the joint. Leave it to dry for 15 mins or it has turned into clear colour.



Mix the RHINOZ Hybrid Jointing Compound (Part A and B) using spinning mixer at low speed (300-500 rpm) until the mixture became homogeneous.



Fill the mixture into the groove along the joint at 0.5 cm thickness. Leave to dry 2-3 hours before applying second layer, and 24 hours before applying skim.

2. Application of RHINOZ Acrylic Skim



Apply RHINOZ Acrylic Skim along the joint to fill the gap at thickness of 1-2 mm, and cover 2.5 cm width on both sides.



To make surface smoother, can apply second layer of RHINOZ Acrylic Skim after 1-2 hours.



Leave it to dry completely for 24 hours. Sand the surface with sanding paper to achieve smooth finish.

RF-134

RHINOZ

Hybrid Jointing Compound



The innovation of jointing compound that combine the excellent property of epoxy and polyurethane.

RHINOZ Hybrid Jointing Compound is a two-component joint sealing compound based on epoxy modified polyurethane. It is ideal for sealing joints, movement joints, expansion joints and repairing cracks. It is excellent adhesion to most surfaces such as concrete, masonry, precast, fiber concrete, wood and other construction materials. It is high strength, flexible, vibration and impact resistant. It is non-sag on vertical surfaces and non-shrinking due to their high-solids content. It is easy to mix and can be applied by using either a trowel or spatula.

- Suitable for precast wall, high rise and high movement structure
- Excellent adhesion to various types of material
- High flexibility and resistant to impact and vibration
- Do not release solvent or stain after applied
- Resistant to weathering and moist condition

Packing Size : 1, 4 kg

Coverage : 6 m/kg (Dimension 1x1 om.)

Storage : Store in a dry and shaded place with shelf life of 1 year in the original unopened packing.

TECHNICAL DATA

Base	: (A) Epoxy modified (B) Hardener
Appearance	: (A) White viscous (B) Black viscous
Mixing ratio	: Part-A/B = 3/1 part by weight
Pot life	: 45 minutes
Recoat able	: 2-3 hours (Depending on ambient conditions and thickness)
Sand able	: 24 hours (Depending on ambient conditions and thickness)
Cure time	: 7 days (Depending on ambient conditions and thickness)
Elongation	: > 100 % (ASTM D412)
Tentile strength	: 3.0 N/mm ² (ASTM D412)
Bond strength	: 2.6 N/mm ² (ASTM D4541)
Compressive strength (Shore A)	: 83 (ASTM D2240)
Bending (1mm. Thickness)	: Ø 3 mm. (ASTM D522)



HIGH FLEXIBILITY

FASTER
reduce work process

WATERPROOF

NO SHRINKAGE

SANDABLE

ANTI MICROBIAL

RF-239

RHINOZ

Hybrid FX-55



The innovation of jointing compound that combine the excellent property of epoxy and polyurethane.

An epoxy modified polyurethane jointing compound developed specially for sealing joints of fiber cement wall, gypsum board wall, light weight wall, and concrete wall, it is suitable for both interior and exterior application. It can be applied on joints of door and window frame, as well as wall cracks. It is high in flexibility, adhesion bonding, resistance to impact and vibration, and resistance to weathering, while does not shrink or absorb water and moisture. It can be sanded and painted over, to achieve a long lasting smooth non crack finish.

- Suitable for light weight wall, low rise and medium movement structure.
- Excellent adhesion to various types of material
- High flexibility and resistant to impact and vibration
- Do not release solvent or stain after applied
- Resistant to weathering and moist condition

Packing Size : 4.5 kg

Coverage : 20-24 m/ 4.5 kg set

Storage : Store in a dry and shaded place with shelf life of 1 year in the original unopened packing.

TECHNICAL DATA

Base	: (A) Epoxy modified (B) Hardener	
Appearance	: (A) White viscous (B) Black viscous	
Mixing Ratio	: Part-A/B = 2/1 by weight	
Pot Life	: 45 minutes (depending on ambient conditions)	
Dry Time	: 24 hours (depending on ambient conditions and thickness)	
Cure Time	: 7 days	
Hardness (Shore A) at 1 day	: 90-95	(ASTM D2240)
Hardness (Shore A) at 7 days	: 95-99	(ASTM D2240)
Tensile Strength	: 2.5-0.4 N/mm ²	(ASTM D638)
Elongation	: >50%	(ASTM D638)
Bonding Strength	: 4-6 N/mm ²	(ASTM D4541)



RF-102

RHINOZ

Acrylic Skim



It is a skim smoothing rendering paste and ready to use formula for repairing surface defects in concrete or render. A smooth surface is obtained by eliminating blemishes such as grooves, seams, fine cracks and rock pockets. It is suitable for fiber cement, fiber concrete, gypsum concrete, especially for wall and ceiling with good adhesion and weathering resistance, perfectly smooth finish, high flexible, no crack, no chalk and can be sanded and paintable

- Suitable for precast wall, high rise and high movement structure.
- High bonding strength
- Perfectly smooth finish
- High flexible
- Good weather resistance
- No crack and low smell
- Multi-layer coated without cracking

Packing Size : 5, 25 kg

Coverage : 1.5 kg/sqm/ 1 mm

Storage : Store in a dry and shaded place with shelf life of 1 year in the original unopened packing.

TECHNICAL DATA

Base	: Acrylic polymer
Appearance	: Viscous paste
pH	: 8.0 - 10.0
Density	: 1.5 - 1.6 g/cm ³
Surface dry	: 15 - 20 minutes (depending on ambient conditions and thickness)
Recoating dry	: 1 - 2 hours (depending on ambient conditions and thickness)
Sand able	: 16 - 24 hours (depending on ambient conditions and thickness)
Cure time	: 7 days (depending on ambient conditions and thickness)
Bond strength	: >1.5 N/mm ² (ASTM D4541)



RF-135

RHINOZ

Acrylic Jointing Compound



It is a skim smoothing rendering paste and ready to use formula for repairing surface defects in concrete or render. A smooth surface is obtained by eliminating blemishes such as grooves, seams, fine cracks and rock pockets. It is suitable for fiber cement, fiber concrete, gypsum concrete, especially for wall and ceiling with good adhesion and weathering resistance, perfectly smooth finish, flexible, no crack, no chalk. It can be sanded and painted.

- Suitable for light weight wall, low rise and medium movement structure
- High bonding strength
- Perfectly smooth finish
- Good flexibility
- No crack and low smell
- Multi-layer coated without cracking
- Can be sanded and painted

Packing Size : 5, 25 kg

Coverage : 1.5 kg/sqm/ 1 mm

Storage : Store in a dry and shaded place with shelf life of 1 year in the original unopened packing.

TECHNICAL DATA

Base	: Acrylic polymer
Appearance	: Viscous paste
pH	: 9.0 - 11.0
Density	: 1.6 - 1.8 g/cm ³
Surface dry	: 15 - 20 minutes (depending on ambient conditions and thickness)
Recoating dry	: 1 - 2 hours (depending on ambient conditions and thickness)
Sand able	: 16 - 24 hours (depending on ambient conditions and thickness)
Cure time	: 7 days (depending on ambient conditions and thickness)
Bond strength	: 0.8 N/mm ² (ASTM D4541)



RF-155

RHINOZ

Skim Extra Force



FIBER-REINFORCE TECHNOLOGY



It is a mixture of powder based on special cement, fiber and special additives, designed to be mixed with water for surface repairing such as grooves, seams, fine cracks and rock pockets on concrete surface and also repair joints of fiber cement and precast concrete. It is easy to apply and fast dry, good adhesion strength, flexibility and good weather resistance. It can be used both interior and exterior, walls and ceilings with good bonding to cementitious substrates and durable hard wearing surface. It is perfectly smooth finish and also possible to be exposed or painted.

- Durable hard wearing surface
- Good weather resistance
- Good adhesion and flexibility
- Multi-layer coated without cracking
- Perfectly smooth finish
- Easy to apply and fast dry
- Interior and exterior use
- Antimicrobial

Packing Size : 20 kg

Coverage : 1.3 kg/m²/mm

Storage : Store in a dry and shaded place with shelf life of 1 year in the original unopened packing.

TECHNICAL DATA

Base	: Special cement
Appearance	: Grey or White Powder
Color	: Grey, White
Density	: 1.3 - 1.5 g/cm ³
Mixing ratio	: 20 kg of Skim Extra Force with 6.5 - 7.0 litre of clean water (100/32-35 by wt.)
Recoat time	: 1 - 2 hours (depending on ambient conditions and thickness)
Sanded able	: 12 - 24 hours (depending on ambient conditions and thickness)
Bond strength	: 0.5 N/mm ² (ASTM D4541)





RHINOZ

JOINTING SOLUTION
for **PRECAST**

JOINTING SOLUTION
for **NON PRECAST**

CRACK REPAIRING
SOLUTION

Other Products and Tools

RF-143

RHINOZ Primer Bonding



- Fast dry and low smell
- Reduce chalking
- Reduce shrinkage
- Improve surface bond strength

Packing : 1 litre and 4 litre
Coverage : 10-15 sqm./litre (Depending on surface)

Crack Repairing Kit



- RF-134 Hybrid Jointing Compound (1 kg) – 1 unit
- RF-143 Primer Bonding (240 ml) – 1 unit
- RF-102 Acrylic Skim (0.5 kg) – 1 unit

Coverage: 6 Linear meter (1x1cm dimension)

AB-005

RHINOZ Paddle Mixer



Paddle mixer with 2 direction spinning, increasing mixing power 5 times than usual mixing blade. It helps mixing component homogeneously, faster and easier. It is made of high quality steel with corrosion-resistant coating.

Size : \varnothing 65x400 mm, \varnothing 116x400 mm

**ZERO
DEFECT**

TRUSTED by



ICONSIAM
THE ICON OF ETERNAL PROSPERITY

SANSIRI

ORIGIN

RISLAND

DIVINE
DEVELOPMENT HOLDINGS
COMPANY LIMITED

DCON GROUP

GROOVE
RATCHADA - RAMA 9

KNIGHTSBRIDGE

SC ASSET

**PROPERTY
PERFECT**

UJAY

**NL
ASSET**

**PROPERTY
LAND**

PRUKSA

SCG

BLUE LABEL

Manufactured by:

BLUE LABEL Co.,Ltd.

48/58 Moo 1 Ekachai rd. Khok-krabue, Mueang,
Samutsakhon, 74000 THAILAND

Tel: (+66) 34-494-774 www.rhinozinternational.com

facebook

RHINOZ International

YouTube

bluelabel.innovation

Distributed by: